



FEATURES

- DC 4-20mA/DC 4-20mA, self powered.
- Isolation: Input to output, between channels.
- DIN rail type.

ORDERING INFORMATION

MODEL: S4T-DS-

Input Channels

- 1: 1 Channel
- 2: 2 Channels

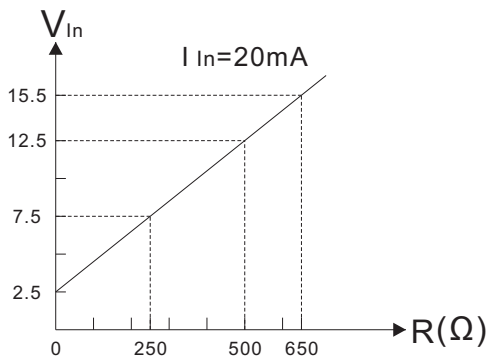
DC Input Range

A4: 4 ~ 20mA

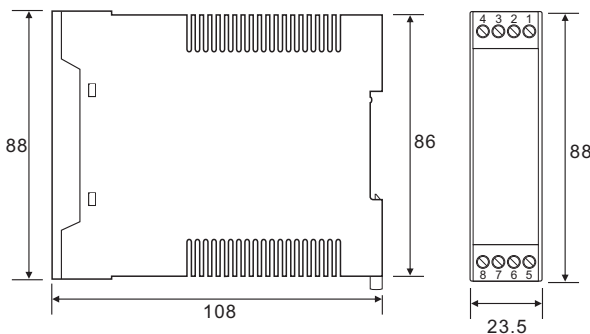
DC Output Range

A4: 4 ~ 20mA

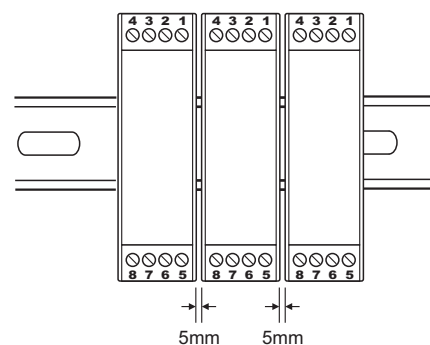
INPUT IMPEDANCE / VOLTAGE DROP



THE OUTSIDE DIMENSION (UNIT: mm)



DEMAND FOR MOUNTING (UNIT: mm)



SCHEMATIC CIRCUITRY & CONNECTION DIAGRAM

